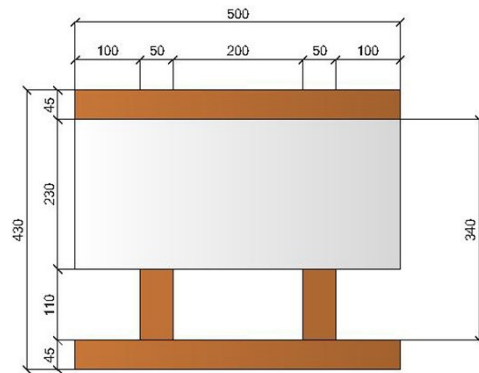



Reference : IB HT 43/11+23

The Isobloc or Fixolite block is a formwork block 50 cm wide, 25 cm high (1m² = 8 blocks) and whose depth varies according to needs. The block is made of wood cement and, optionally, fire-retardant expanded polystyrene insulation (density 40 gr/m³).

ISOBLOC H Cloison : block with interior insulation and 11 cm of concrete


Type	ISOBLOC H Cloison
Total thickness	43.0 cm
Interior side thickness (1)	4.5 cm
Exterior side thickness (1)	4.5 cm
Insulation thickness (2)	23.0 cm
Concrete thickness (3)	11 cm
Concrete volume per m ² (3)	98 l/m ²
Concrete pillar section	220 cm ²
Concrete pillar section per linear meter	880 cm ² /m
Equivalent concrete wall thickness	8.8 cm
Concrete beams section	121 cm ²
Concrete beam section per meter height	484 cm ² /m
Finished wall weight without coating	3.01 kN/m ²
Finished wall weight with coating	3.48 kN/m ²
R coefficient dry without coating (4)	6.88 m ² K/W
U coefficient dry with coating (5)	0.14 W/m ² K
R coefficient without coating (6)	6.56 m ² K/W
U coefficient with coating (7)	0.147 W/m ² K
Thermal offset (8)	-17.21 h
Sound insulation (9)	51 dB
REI with coating (10)	180




Special blocs



Slope block



Raising block



Edge block



Border Block

1. Net dry density = (500±50) Kg/m³
2. Sintered expanded polystyrene with additive graphite. Density = 0.15 KN/m³; λ = 0.031 W/m.K
3. Density of concrete 25 KN/ m²; λ dry = 1.72 W/m.K; λ = 1.91 W/m.K with a humidity level in equilibrium with the air at 23° C and 50% RH (ref. UNI EN 1745 and UNI EN 12524).
4. Dry thermal resistance without coating and without limitation of thermal resistance. Evaluation according to the theoretical method UNI EN 1745:2012. Three-dimensional method.
5. Dry thermal transmission, with a 2 cm lime and sand coating on the outside, a 2 cm lime and sand coating on the inside, with limited thermal resistance, in dry conditions. Evaluation according to the UNI EN 1745:2012 theoretical method. Three-dimensional method.
6. Thermal resistance, without plaster, without limitation of thermal resistance and with a humidity level in equilibrium with the air at 23° C and 50% RH. Evaluation according to the theoretical method UNI EN1745:2012. Three-dimensional method.
7. Thermal transmission, with a 2 cm lime and sand coating on the outside, a 2 cm lime and sand coating on the inside, with a limiting thermal resistance and a humidity level in balance with air at 23°C and 50% relative humidity. Evaluation according to the UNI EN 1745:2012 theoretical method. Three-dimensional method.
8. Ref. UNI - EN ISO 10456 standard for a period of 24 hours
9. Certified value of theoretical calculation UNI EN 12354-1:2002
10. Ref. standard UNI 1365-1. REI: Resistance: ability to maintain structural stability; Watertightness: ability to prevent the spread of fire and smoke through; Insulation: ability to thermally insulate adjacent areas and prevent the spread of heat



English version :

https://fixolite.eu/doc/IB_HT_43_11_23.en.pdf



Version française :

https://fixolite.eu/doc/IB_HT_43_11_23.fr.pdf